

(1) (a) Statement showing Shareholding Pattern

Name of the Company: SPICE ISLAND APPARELS LIMITED		BSE- / NSE-		; Equity	
Scrip Code, Name of the scrip, class of security: Equity					
Quarter ended: 31 st Mar, 2014					
Partly paid-up shares:-					
Held by Promoter / Promoter Group		No. of partly paid-up shares		As a % of total no. of partly paid-up shares	
Held by public		0		0.00	
Total		0		0.00	
Outstanding convertible securities:-					
Held by Promoter / Promoter Group		No. of outstanding securities		As a % of total No. of outstanding convertible securities	
Held by public		0		0.00	
Total		0		0.00	
Warrants:-					
Held by Promoter / Promoter Group		No. of warrants		As a % of total no. of warrants	
Held by public		0		0.00	
Total		0		0.00	
Total paid-up capital of the company assuming full conversion of warrants and convertible securities					
4300000					

Category Code	Category of shareholder	Number of shareholders	Total number of shares	Number of shares held in dematerialised form	Total shareholding as a		Shares pledged or otherwise encumbered	As a percentage (IX) = (VIII)/(VII)*100
					As a percentage of (A+B) (VI)	As a percentage of (A+B+C) (VII)		
(I)	(II)	(III)	(IV)	(V)	(VI)	(VII)	(VIII)	(IX)
(A)	Promoter and Promoter Group							
1	Indian							

FOR SPICE ISLANDS APPARELS LTD.


Managing Director

(a)	Individuals/Hindu Undivided Family	10	2714798		2714798	63.13	63.13	0	0.00
(b)	Central Government/State Government(s)	0	0	0	0	0.00	0.00	0.00	0.00
(c)	Bodies Corporate	0	0	0	0	0.00	0.00	0.00	0.00
(d)	Financial Institutions / Banks	0	0	0	0	0.00	0.00	0.00	0.00
(e)	Any Other (specify)	0	0	0	0	0.00	0.00	0.00	0.00
	Sub Total (A)(1)	10	2714798		2714798	63.13	63.13	0	0.00
2	Foreign								
(a)	Individuals (Non-Resident Individuals/Foreign Individuals)	0	0	0	0	0.00	0.00	0.00	0.00
(b)	Bodies Corporate	0	0	0	0	0.00	0.00	0.00	0.00
(c)	Institutions	0	0	0	0	0.00	0.00	0.00	0.00
(d)	Qualified Foreign Investors	0	0	0	0	0.00	0.00	0.00	0.00
(e)	Any Other (specify)	0	0	0	0	0.00	0.00	0.00	0.00
	Sub Total (A)(2)	0	0	0	0	0.00	0.00	0.00	0.00
	Total Shareholding of Promoter and Promoter Group (A)=(A)(1)+(A)(2)	10	2714798		2714798	63.13	63.13	0	0.00
(B)	Public shareholding								
1	Institutions								
(a)	Mutual Funds/UTI	0	0	0	0	0.00	0.00	-	-
(b)	Financial Institutions / Banks	0	0	0	0	0.00	0.00	-	-
(c)	Central Government/State Government(s)	0	0	0	0	0.00	0.00	-	-
(d)	Venture Capital Funds	0	0	0	0	0.00	0.00	-	-
(e)	Insurance Companies	0	0	0	0	0.00	0.00	-	-
(f)	Foreign Institute Investors	0	0	0	0	0.00	0.00	-	-
(g)	Foreign Venture Capital Investors	0	0	0	0	0.00	0.00	-	-
(h)	Qualified Foreign Investors	0	0	0	0	0.00	0.00	-	-
(i)	Any Other (specify)	0	0	0	0	0.00	0.00	-	-
	Sub Total (B) (1)	0	0	0	0	0.00	0.00	-	-

For SPICE ISLANDS/FAFARELS LTD.

[Signature]
Managing Director

2	Non-institutions											
(a)	Bodies Corporate	73	368074	289874	8.56	8.56	-	-	-	-	-	-
(b) (i)	Individuals - shareholders holding nominal share capital up to Rs 1 Lakh	2026	842452	683417	19.59	19.59	-	-	-	-	-	-
(ii)	Individual shareholders holding nominal share capital in excess of Rs. 1 Lakh	14	360658	349258	8.39	8.39	-	-	-	-	-	-

Category code	Category of shareholder	Number of shareholders	Total number of shares	Number of shares held in dematerialised form	Total shareholding as a		Shares pledged or otherwise encumbered	As a percentage (IX) = (VIII)/(V)*100
					As a percentage of (A+B) (VI)	As a percentage of (A+B+C) (VII)		
(I)		(III)	(IV)	(V)	(VI)	(VII)	(VIII)	(IX)
(c)	Qualified Foreign Investors	0	0	0	0.00	0.00	-	-
(d)	Any Other							
i	Non Resident Indians (Repatriated)	2	90	90	0.00	0.00	-	-
ii	Non Resident Indians (Non Repatriated)	3	450	450	0.01	0.01	-	-
iii	Foreign Companies	0	0	0	0.00	0.00	-	-
iv	Clearing Member	12	6824	6824	0.16	0.16	-	-
v	Directors / Relatives	2	1200	0	0.03	0.03	-	-
vi	Market Maker	2	1459	1459	0.03	0.03	-	-
vii	Hindu Undivided Family	6	3995	3995	0.09	0.09	-	-
	Sub Total (B)(2)	2140	1585202	1335367	36.87	36.87	-	-
	Total Public Shareholding Public Group (B)=(B)(1)+(B)(2)	2140	1585202	1335367	36.87	36.87	NA	NA
(C)	Total (A)+(B)	2150	4300000	4050165	100.00	100.00		
	Shares held by custodians and against which Depository Receipts have been issued							
i	Promoter and Promoter group	0	0	0	0.00	0.00	0.00	0.00
ii	Public	0	0	0	0.00	0.00	0.00	0.00
	Sub Total (C)	0	0	0	0.00	0.00	0.00	0.00
	GRAND TOTAL (A)+(B)+(C)	2150	4300000	4050165	100.00	100.00	0.00	0.00

For PRICE ISLANDS APARTMENTS LTD.

Managing Director

(U)(b) Statement showing holding of securities (including shares, warrants, convertible securities) of persons belonging to the category "Promoter and Promoter Group"

Sr. No.	Name of the shareholder	Details of Shares held			Encumbered shares			Details of warrants			Details of convertible securities		Total shares (including underlying shares assuming full conversion of warrants and convertible securities) as a % of diluted share capital
		Number of shares held	As a % of grand total (A)+(B)+(C)	No.	As a percentage (V)=(V)/III I)*100	As a % of grand total (A)+(B)+(C) of sub-clause (i)(a)	Number of warrants held	As a % total number of warrants of the same class	Number of convertible securities held	As a % total number of convertible securities of the same class			
(I)	(II)	(III)	(IV)	(V)	(VI)	(VII)	(VIII)	(IX)	(X)	(XI)	(XII)		
1	Umesh Mohan Karre	9,35,087	21.75	0	0.00	0.00	0	0.00	0	0.00	21.75		
2	Umesh M Karre	3,15,100	7.33	0	0.00	0.00	0	0.00	0	0.00	7.33		
3	Seema Umesh Karre	1,50,000	3.49	0	0.00	0.00	0	0.00	0	0.00	3.49		
4	Nalini Mohan Karre	2,57,200	5.98	0	0.00	0.00	0	0.00	0	0.00	5.98		
5	Mohan G Karre	2,55,125	5.93	0	0.00	0.00	0	0.00	0	0.00	5.93		
6	Rohan Karre	2,39,250	5.56	0	0.00	0.00	0	0.00	0	0.00	5.56		
7	Shweta U Karre	2,39,250	5.56	0	0.00	0.00	0	0.00	0	0.00	5.56		
8	Ashok G Daryanani	34,386	0.80	0	0.00	0.00	0	0.00	0	0.00	0.80		
9	Ajaylben Shyamkhai Shevade	32,000	0.74	0	0.00	0.00	0	0.00	0	0.00	0.74		
10	Seema Umesh Karre	2,57,400	5.99	0	0.00	0.00	0	0.00	0	0.00	5.99		
	TOTAL	2714798	63.13	0	0.00	0.00	0	0.00	0	0.00	63.13		


For SPICE ISLANDS P. P. P. LTD.

Managing Director

(1)(c)(1) Statement showing holding of securities (including shares, warrants, convertible securities) of persons belonging to the category "Public" and holding more than 1% of the total number of shares

Sr. No.	Name of the shareholder	Number of shares held	Shares as a percentage of total number of shares [i.e., Grand Total (A)+(B)+(C) indicated in Statement at para (1)(a) above]	Details of warrants		Details of convertible securities		Total shares (including underlying shares assuming full conversion of warrants and convertible securities) as a % of diluted share capital
				Number of warrants held	As a % total number of warrants of the same class	Number of convertible securities held	% w.r.t total number of convertible securities of the same class	
1	Mahendra Girharial	136165	3.17	0	0.00	0	0.00	3.17
2	Camel Foods Private Limited	58663	1.36	0	0.00	0	0.00	1.36
	TOTAL	194828	4.53	0	0.00	0	0.00	4.53


FOR SPICE ISLAND FOODS LTD.


Mahendra Girharial, Director

(1)(c)(ii) Statement showing holding of securities (including shares, warrants, convertible securities) of persons (together with PAC) belonging to the category "Public" and holding more than 5% of the total number of shares of the company


Sr. No.	Name(s) of the shareholder(s) and the Persons Acting in Concert (PAC) with them	Number of shares	Shares as a percentage of total number of shares i.e., Grand Total (A)+(B)+(C) indicated in Statement at para (1)(a) above	Details of warrants		Details of convertible securities		Total shares (including underlying shares assuming full conversion of warrants and convertible securities) as a % of diluted share capital
				Number of warrants	As a % total number of warrants of the same class	Number of convertible securities held	% w.r.t total number of convertible securities of the same class	
1		0	0.00	0	0.00	0	0.00	0
TOTAL		0	0.00	0	0.00	0	0.00	0

For SPICE ISLAND APARELS LTD.


 Director

(I)(d)	<u>Statement showing details of locked-in shares</u>			
Sr. No.	Name of the shareholder	Category of shareholder (Promoters/Public)	Number of Locked in Shares	Locked-in shares as a percentage of total number of shares i.e., Grand Total (A)+(B)+(C) indicated in Statement at para (I)(a) above]
TOTAL			-	0.00
			0	0


For SPICE ISLANDS PAPERES LTD.


 Managing Director

(II)(a)	Statement showing details of Depository Receipts (DRs)			
Sr. No.	Type of outstanding DR (ADRs, GDRs, SDRs, etc.)	Number of outstanding DRs	Number of shares underlying outstanding DRs	Shares underlying outstanding DRs as a percentage of total number of shares [i.e., Grand Total (A)+(B)+(C) indicated in Statement at para (I)(a) above]
1	NIL	NIL	NIL	NIL
	TOTAL	NIL	NIL	NIL

For SPICE ISLANDS APPARELS LTD.


Manager Director



Statement showing holding of Depository Receipts (DRs), where underlying shares held by "Promoter/Promoter Group" are in excess of 1% of the total number of shares (II) (b)

Sr. No.	Name of the DR Holder	Type of outstanding DR (ADRs, GDRs, SDRs, etc.)	Number of shares underlying outstanding DRs	Shares underlying outstanding DRs as a percentage of total number of shares i.e., Grand Total (A)+(B)+(C) indicated in Statement at para (I)(a) above]
1	NIL	NIL	NIL	NIL
	TOTAL	NIL	NIL	NIL

For SPICE ISLANDS AFFAIRS LTD.


 Managing Director