

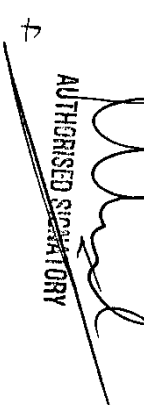
(1) (a) Statement showing Shareholding Pattern

Name of the Company: SPICE ISLAND APPARELS LIMITED		BSE:	NSE:	Equity
Scrip Code, Name of the scrip, class of security: Equity				
Quarter ended: 31ST March, 2015				
Partly paid-up shares:-		No. of partly paid-up shares	As a % of total no. of partly paid-up shares	As a % of total no. of shares of the company
Held by Promoter / Promoter Group		0	0.00	0.00
Held by public		0	0.00	0.00
Total		0	0.00	0.00
Outstanding convertible securities:-		No. of outstanding securities	As a % of total No. of outstanding convertible securities	As a % of total no. of shares of the company, assuming full conversion of the convertible securities
Held by Promoter / Promoter Group		0	0.00	0.00
Held by public		0	0.00	0.00
Total		0	0.00	0.00
Warrants:-		No. of warrants	As a % of total no. of warrants	As a % of total no. of shares of the company, assuming full conversion of warrants
Held by Promoter / Promoter Group		0	0.00	0.00
Held by public		0	0.00	0.00
Total		0	0.00	0.00
Total paid-up capital of the company assuming full conversion of warrants and convertible securities				

4300000

FOR SPICE ISLANDS APPARELS LTD.

AUTHORISED SIGNATORY



Category Code	Category of shareholder	Number of shareholders	Total number of shares	Number of shares held in dematerialised form	Total shareholding as a percentage of total number of		Shares pledged or otherwise encumbered	As a percentage (X) = (VIII)/(V)*100
					As a percentage of (A+B) (VI)	As a percentage of (A+B+C) (VII)		
(A)	Promoter and Promoter Group	(III)	(IV)	(V)				
1	Indian							
(a)	Individuals/Hindu Undivided Family	10	2714798	2714798	63.13	63.13	0	0.00
(b)	Central Government/State Government(s)	0	0	0	0.00	0.00	0.00	0.00
(c)	Bodies Corporate	0	0	0	0.00	0.00	0.00	-0.00
(d)	Financial Institutions / Banks	0	0	0	0.00	0.00	0.00	0.00
(e)	Any Other (specify)	0	0	0	0.00	0.00	0.00	0.00
	Sub Total (A)(1)	10	2714798	2714798	63.13	63.13	0	0.00
2	Foreign							
(a)	Individuals (Non-Resident Individuals/Foreign Individuals)	0	0	0	0.00	0.00	0.00	0.00
(b)	Bodies Corporate	0	0	0	0.00	0.00	0.00	0.00
(c)	Institutions	0	0	0	0.00	0.00	0.00	0.00
(d)	Qualified Foreign Investors	0	0	0	0.00	0.00	0.00	0.00
(e)	Any Other (specify)	0	0	0	0.00	0.00	0.00	0.00
	Sub Total (A)(2)	0	0	0	0.00	0.00	0.00	0.00
	Total Shareholding of Promoter and Promoter Group (A)=(A)(1)+(A)(2)	10	2714798	2714798	63.13	63.13	0	0.00
(B)	Public shareholding							
1	Institutions							
(a)	Mutual Funds/UTI	0	0	0	0.00	0.00	-	-
(b)	Financial Institutions / Banks	0	0	0	0.00	0.00	-	-
(c)	Central Government/State Government(s)	0	0	0	0.00	0.00	-	-
(d)	Venture Capital Funds	0	0	0	0.00	0.00	-	-
(e)	Insurance Companies	0	0	0	0.00	0.00	-	-
(f)	Foreign Venture Capital Investors	0	0	0	0.00	0.00	-	-
(g)	Foreign Venture Capital Investors	0	0	0	0.00	0.00	-	-
(h)	Qualified Foreign Investors	0	0	0	0.00	0.00	-	-
(i)	Any Other (specify)	0	0	0	0.00	0.00	-	-
	Sub Total (B) (1)	0	0	0	0.00	0.00	-	-

FQJ SPICE SLANDS PAPERES LTD.

AUTHORISED SIGNATORY

2	Non-institutions										
(a)	Bodies Corporate	66	356412	278212	8.29	8.29	-	-	-	-	-
(b) (i)	Individuals - shareholders holding nominal share capital up to Rs. 1 Lakh	1913	795272	636637	18.49	18.49	-	-	-	-	-
(ii)	Individual shareholders holding nominal share capital in excess of Rs. 1 Lakh	15	412372	400972	9.59	9.59	-	-	-	-	-


Category code	Category of shareholder	Number of shareholders	Total number of shares	Number of shares held in dematerialised form	Total shareholding as a percentage of total number of		Number of shares pledged or otherwise encumbered	As a percentage (IX) = (VIII)/(IV)*100
					As a percentage of (A+B) (VI)	As a percentage of (A+B+C) (VII)		
(I)	Qualified Foreign Investors (II)	0	0	0	0.00	0.00	-	-
(d)	Any Other							
i	Non Resident Indians (Repatri)	2	70	70	0.00	0.00	-	-
ii	Non Resident Indians (Non Repatri)	2	350	350	0.01	0.01	-	-
iii	Foreign Nationals	0	0	0	0.00	0.00	-	-
iv	Clearing Member	7	15531	15531	0.36	0.36	-	-
v	Directors / Relatives	2	1200	0	0.03	0.03	-	-
vi	Market Maker	0	0	0	0.00	0.00	-	-
vii	Hindu Undivided Family	6	3995	3995	0.09	0.09	-	-
	Sub Total (B)(2)	2013	1585202	133767	36.87	36.87	-	-
	Total Public Shareholding Public Group (B)=(B)(1)+(B)(2)	2013	1585202	133767	36.87	36.87	NA	NA
(C)	Total (A)+(B) Shares held by custodians and against which Depository Receipts have been issued	2023	4300000	4050565	100.00	100.00	-	-
i	Promoter and Promoter group	0	0	0	0.00	0.00	0.00	0.00
ii	Public	0	0	0	0.00	0.00	0.00	0.00
	Sub Total (C)	0	0	0	0.00	0.00	0.00	0.00
	GRAND TOTAL (A)+(B)+(C)	2023	4300000	4050565	100.00	100.00	0.00	0.00

FON SPICE ICELAND'S APPARELS LTD.

AUTHORISED SIGNATORY

(J)(b) Statement showing holding of securities (including shares, warrants convertible securities) of persons belonging to the category "Promoter and Promoter Group"


Sr. No.	Name of the shareholder	Details of Shares held			Encumbered shares		Details of warrants			Details of convertible securities		Total shares (including underlying shares assuming full conversion of warrants and convertible securities) as a % of diluted share capital
		Number of shares held	As a % of grand total (A)+(B)+(C)	No.	As a percentage (VI)=(V)/II J*100	As a % of grand total (A)+(B)+(C) of sub-clause (I)(a)	Number of warrants held	As a % total number of warrants of the same class	Number of convertible securities held	As a % total number of convertible securities of the same class		
(I)	(II)	(III)	(IV)	(V)	(VI)	(VII)	(VIII)	(IX)	(X)	(XI)	(XII)	
1	Umesh Mohan Katre	9,35,087	21.75	0	0.00	0.00	0	0.00	0	0.00	21.75	
2	Umesh M Katre	3,15,100	7.33	0	0.00	0.00	0	0.00	0	0.00	7.33	
3	Seema Umesh Katre	1,50,000	3.49	0	0.00	0.00	0	0.00	0	0.00	3.49	
4	Nalini Mohan Katre	2,57,200	5.98	0	0.00	0.00	0	0.00	0	0.00	5.98	
5	Mohan G Katre	2,55,125	5.93	0	0.00	0.00	0	0.00	0	0.00	5.93	
6	Rohan Katre	2,39,250	5.56	0	0.00	0.00	0	0.00	0	0.00	5.56	
7	Shweta U Katre	2,39,250	5.56	0	0.00	0.00	0	0.00	0	0.00	5.56	
8	Ashok G Darvanani	34,386	0.80	0	0.00	0.00	0	0.00	0	0.00	0.80	
9	Anjaliben Shyamabai Shevade	32,000	0.74	0	0.00	0.00	0	0.00	0	0.00	0.74	
10	Seema Umesh Katre	2,57,400	5.99	0	0.00	0.00	0	0.00	0	0.00	5.99	
	TOTAL	27,14,798	63.13	0	0.00	0.00	0	0.00	0	0.00	63.13	

FOR SPECIALISTS APPARELS LTD.

 AUTHORIZED SIGNATORY

(1)(c)(i) Statement showing holding of securities (including shares, warrants, convertible securities) of persons belonging to the category "Public" and holding more than 1% of the total number of shares

Sr. No.	Name of the shareholder	Number of shares held	Shares as a percentage of total number of shares i.e. Grand Total (A)+(B)+(C) * indicated in Statement at para (1)(a) above]	Details of warrants		Details of convertible securities		Total shares (including underlying shares assuming full conversion of warrants and convertible securities) as a % of diluted share capital
				Number of warrants held	As a % total number of warrants of the same class	Number of convertible securities held	% w.r.t total number of convertible securities of the same class	
1	Mahendra Giridharil	133165	3.10	0	0.00	0	0.00	3.10
2	ADROIT FIN SER PVT LTD	73840	1.72	0	0.00	0	0.00	1.72
	TOTAL	207005	4.81	0	0.00	0	0.00	4.81


FOR SPIGELISLANDS APPARELS LTD.


 AUTHORIZED SIGNATORY

(II)(a) Statement showing details of Depository Receipts (DRs)				
Sr. No.	Type of outstanding DR (ADRs, GDRs, SDRs, etc.)	Number of outstanding DRs	Number of shares underlying outstanding DRs	Shares underlying outstanding DRs as a percentage of total number of shares [i.e., Grand Total (A)+(B)+(C) indicated in Statement at para (I)(a) above]
1	NIL	NIL	NIL	NIL
TOTAL		NIL	NIL	NIL

Statement showing holding of Depository Receipts (DR's), where underlying shares held by "Promoter/ Promoter Group" are in excess of 1% of the total number of shares (II) (b)

FOR SPICE SLANDS APPARELS LTD.
 AUTHORIZED SIGNATORY




Sr. No.	Name of the DR Holder	Type of outstanding DR (ADRs, GDRs, SDRs, etc.)	Number of shares underlying outstanding DRs	Shares underlying outstanding DRs as a percentage of total number of shares [i.e., Grand Total (A)+(B)+(C) indicated in Statement at para (I)(a) above]
1	NIL	NIL	NIL	NIL
TOTAL		NIL	NIL	NIL

(1)(c)(ii) Statement showing holding of securities (including shares, warrants, convertible securities) of persons (together with PAC) belonging to the category "Public" and holding more than 5% of the total number of shares of the company

Sr. No.	Name(s) of the shareholder(s) and the Persons Acting in Concert (PAC) with them	Number of shares	Shares as a percentage of total number of shares i.e., Grand Total (A)+(B)+(C) indicated in Statement at para (1)(a) above	Details of warrants		Details of convertible securities		Total shares (including underlying shares assuming full conversion of warrants and convertible securities) as a % of diluted share capital
				Number of warrants	As a % total number of warrants of the same class	Number of convertible securities held	% w.r.t total number of convertible securities of the same class	
1		0	0.000	0	0.000	0	0.000	0.000
TOTAL		0	0.000	0	0.000	0	0.000	0

(1)(d) Statement showing details of locked-in shares

Sr. No.	Name of the shareholder	Category of shareholder (Promoters/Public)	Number of Locked in Shares	Locked-in shares as a percentage of total number of shares i.e., Grand Total (A)+(B)+(C) indicated in Statement at para (1)(a) above
TOTAL				
			0	0.000

FOR SPECIAL ISLANDS APPARELS LTD.

 AUTHORIZED SIGNATORY